

2022 - YEAR IN REVIEW


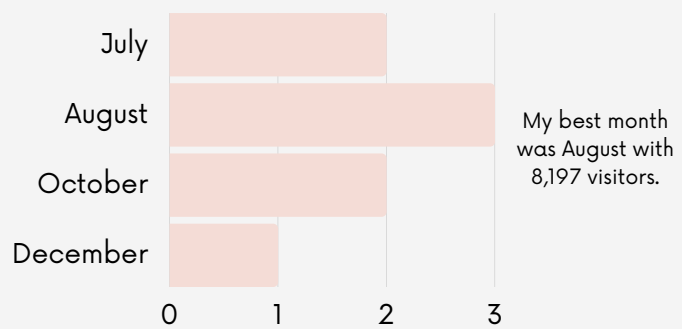
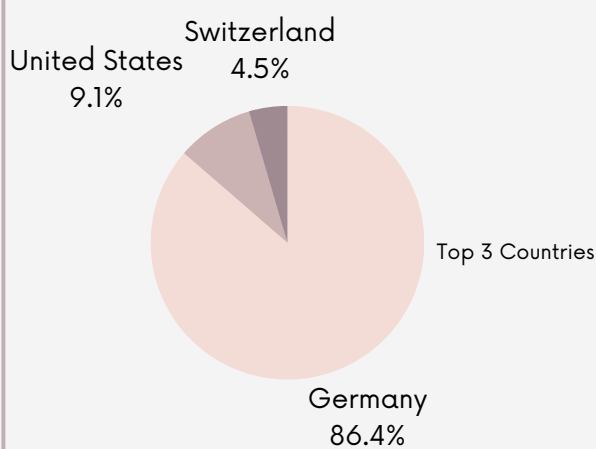
MY ANALYTICS REPORT. HERE'S HOW MY WEBSITE PERFORMED LAST YEAR:

AUDIENCE

In 2022, my blog Julia's Journeyz had 64,070 visitors.

DEMOGRAPHICS

Below are the TOP 3 countries. Austria and France are in 4th and 5th place. Source: Google Analytics 4



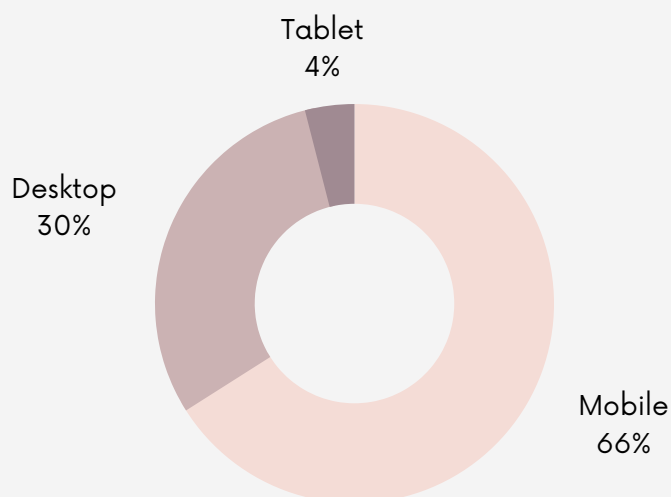
REFERRALS

Most visitors come from Google (80%). Facebook and Instagram were in the Top 5 referring sites.

BEST PAGE

The page with the most traffic was 11,196 page views. It is about the German island of Juist.

DEVICE TYPE



JULIAS + JOURNEYZ

Julia's Journeyz is a blog founded in 2020 that I am developing into a portal for sustainable travel.

As a travel blogger, my purpose is to prepare and make visible information for better solutions. That's why my mission is to present sustainable travel as simple, affordable and diverse.

With this concept I am the only blogger for sustainable travel in Germany so far.